



USER MANUAL INSTRUCTION

S-SCG-288.6
ISSUE STATUS: A
DATE: 22/07/2025
NO. P250280
B25031




Applicable for self-closing LPG Valves V22


Read these instructions carefully before any fitting

Instructions for usage in accordance with **TPED 2010/35/EU**
and **ADR (Section 1.8.7.2 & 1.8.7.7)**

APPROVAL Π 0409

This valve is covered by the terms and conditions of the manufacturer's warranty, the Manufacturer has the right to make

Main Classes of Risks	
	Explosions
 	Flammable and Explosive gases

 **Danger**

- Gas leaks can cause fatal fires or explosions
- Only trained personnel should work on gas systems
- Inspect the gas system regularly
- Replace adapters and Valves as recommended
- Failure to follow these instructions carefully could result in serious health risks

Unless these instructions have been carefully read beforehand, no one is authorized to use the valve. Consequently, it is necessary to make the instructions available to the following subjects:

- Valve fitters, who are required to log in to all the sites where the valves have been installed, as detailed below
- Cylinder fitter, who must log in to all the sites described hereunder at every site where the valves have been installed
- Operators for maintenance who will work on the valve, the cylinder, the installation, or any of its components
- Operators responsible for cylinder filling
- Inspectors
- Any other operator working on the valve or the cylinder

The manufacturer warrants that its valves comply with the above policies. Therefore, the aforementioned subjects must comply with the regulations applicable in the country where the valve is used and check the existence of specific regulations regarding its use.

Failure to follow these instructions automatically voids the valve warranty provided by the manufacturer and releases the manufacturer from liability for any proven damages.

Do not alter or remove markings on the valve.



USER MANUAL INSTRUCTION

S-SCG-288.6
 ISSUE STATUS: A
 DATE: 22/07/2025
 NO. P250280
 B25031


GENERAL DESCRIPTION AND FUNCTIONAL FEATURES – The self-closing valve is designed to remain in a closed state at all times and requires an external on-off control device for operation, applicable for LPG of which working pressure is equal to 30 bar and operating temperatures -20°C to 65°C (except the valve used for -40°C to 65°C is marked with -40°C). The valve's specific purpose is to make it possible to fill the cylinder and supply LPG when used in conjunction with its regulator. If provided with pressure relief valve in the event that the cylinder experiences overpressure, the pressure relief valve opens, keeping the cylinder from exploding. If provided with flow limiter, it is automatically turned on when the flow exceeds the value expected by the model. If provided, the fixed level indicator allows user to control the level to the cylinder throughout the filling process. Various sizes and couplings of inlet and outlet ports are available according to major international standards.

- Do not use open flames near the valve installation location.**
- Do not utilize the valve for other applications.**
- Do not use the valve for any other purpose or for other gases other than LPG.**

PRE-FITTING INSPECTION – Check to ensure that the valve must be protected from the elements and stored in a clean, dry environment. It must not be subjected to bumps, impacts or deformation of any kind. Deformed or damaged valves cannot be used.

FITTING – Ensure that the valve must always be protected by a valve protection cap, valve guard or valve shroud. Appropriate tools must be used to assemble this valve to avoid damage and maintain the specified tightening torque for the cylinder ring nut. For valves with tapered threads, sealant or PTFE tape must be applied according to the EN 751 standard. When using joint compound, be careful not to contaminate internal parts or gaskets of the valve.

Following is the torque requirement for fitting the valves onto the cylinders.

 IT IS IMPORTANT TO CAREFULLY READ ALL NOTES PROVIDED								
Tapered threads	Seamless steel cylinder and composite cylinders with steel boss		Welded steel cylinders		Aluminium alloy cylinders and composite cylinders with aluminium alloy boss			
Taper Valve stem size	MIN Torque [N · m]	MAX Torque [N · m]	MIN Torque [N · m]	MAX Torque [N · m]	MIN Torque [N · m]	MAX Torque [N · m]	MIN Torque [N · m]	MAX Torque [N · m]
17E	120	150	90	130	75	95	75	140
25E	200	300	110	250	95	110	95	180
Parallel threads	Seamless steel cylinder and composite cylinders with steel boss		Parallel threads		Aluminium alloy cylinders and composite cylinders with aluminium alloy boss			
Parallel Valve stem size	MIN Torque [N · m]	MAX Torque [N · m]			Parallel Valve stem size	MIN Torque [N · m]	MAX Torque [N · m]	
M18	100	130			M18	85	100	
M25	100	130			M25	95	130	
M30	100	130			M30	95	130	
Value specified by EN ISO 13341								
If not specified, it is the installer's responsibility to apply the minimum torque to ensure a seal and prevent possible disassembly of the valve.								



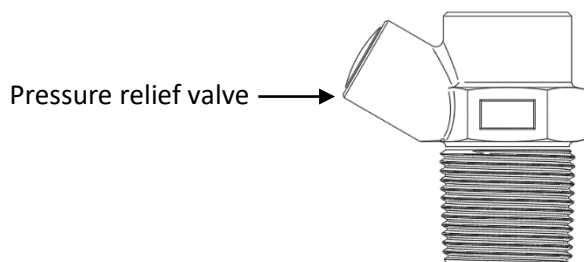
USER MANUAL INSTRUCTION

S-SCG-288.6
ISSUE STATUS: A
DATE: 22/07/2025
NO. P250280
B25031

VALVE WITH ADDITIONAL ACCESSORIES

PRESSURE RELIEF VALVE

Pressure actuated valve held shut by a spring or other means and designed to relieve excessive pressure automatically by starting to open at the set pressure and reclosing after the pressure has fallen below the set pressure. Check to ensure that the pressure relief valve must be lidded by the plastic "SAFETY RELIEF COVER" and must be without any dent or deformation.



Responsibility and control – Valve lifespan varies depending on usage, storage conditions, and usage environment. In particular, the following factors can affect the service life and functionality of the valve:

- Presence of sulfur in the gas;
- Presence of areas contaminated by fumes or substances containing ammonia;
- Presence of saline environment;
- Improper maintenance of cylinders.

Personnel responsible for cylinder filling operations and routine maintenance according to international standards EN 1439 and EN 1440 must also ensure compliance with periodic inspections according to the requirements of international standard EN 14912.

If only external parts are replaced, approval from the manufacturer must be obtained. If approved, only original spare parts may be used together with the relevant instructions prepared by the manufacturer.

If further repair work is carried out on the valve which is not in accordance with these instructions, the warranty rights for the valve will become invalid and the manufacturer will not be held liable in the event of a breakdown or accident.

If the bottle is exposed to flame or water, the valve must be replaced and discarded.

Based on the type tests required by ADR and the international standards EN ISO 14245 Gas cylinders -- Specifications and testing of LPG cylinder valves -- Self-closing (as applicable), the manufacturer guarantees that, if the conditions of use correspond to those specified in this document, the expected service life of our valves will be 15 years.

Maintenance and reprocessing – Valves that have been dismantled from one cylinder and reassembled in another are not recommended for use, according to the manufacturer guidance. Reusing of the valve beyond a period of 15 years is only provided by ADR with a prior general verification of the specifications of the international standard EN 14912, in particular the internal and external tightness of the sealing O-ring, for each subsequent cylinder filling.

The Producer's liability as a valve manufacturer expires after 15 years or if the directions and fulfillments outlined in this agreement are not followed.



USER MANUAL INSTRUCTION

S-SCG-288.6
ISSUE STATUS: A
DATE: 22/07/2025
NO. P250280
B25031

Traceability – Each valve is identified to ensure traceability of materials in accordance with the provisions of European Directives. This traceability refers to which valve or manufacturing lot it belongs to. Traceability elements marked on the valve and also included in the declaration of conformity as well, are:

- ✓ Valve identification – commercial reference;
- ✓ Manufacturer's name or initials;
- ✓ date of valve manufacturing;
- ✓ Π 0409 marking as per European Directive.
- ✓ Special low temperature shall be marked “-40 °C”.

Other markings may be placed on the valve or valves according to contractual specifications and/or requirements, but they do not contribute to material traceability

In the case of component replacements such as those mentioned above, the manufacturer cannot guarantee their traceability.

The Purchaser of the Valve accepts responsible for ensuring the downstream traceability of the Valve, even if the Valve is resold to other subjects, so that the Manufacturer is always aware of their exact position.

Service Life

If the owner and/or user of the valve has followed all instructions and warnings contained in this user manual and if the conditions and frequency of use, environment and operating conditions are optimal and in accordance with applicable regulations/standards/ By regulation/legislation, the maximum service life of a valve is 10 years from the date of the declaration of conformity issued by the manufacturer (or from the date marked on the valve if a declaration of conformity is not available).

In some cases, by an express written declaration by the manufacturer, if special circumstances exist, the service life may extend up to 15 years from the date of the declaration of conformity issued by the manufacturer (or from the date of the manufacturer's declaration of conformity). Notwithstanding the foregoing, if a valve is designed and manufactured in accordance with the requirements of a particular standard, directive or regulation, the requirements of that directive or regulation will apply. At the end of its service life, the valve must be removed and disposed of in accordance with the "**MANAGEMENT OF REPLACED VALVES**" section.

Even if the service life has not been reached, the manufacturer suggests replacing the valve during routine tank and/or cylinder overhauls or if any portion of the valve appears damaged, no matter how minor. Periodic inspections are performed at time intervals specified by any applicable federal, state, and/or municipal ordinances or other regulations and are the responsibility of the owner, operator, installer, and/or maintenance workers. They must be performed by qualified and authorized personnel. The manufacturer is not responsible for any personal injury, property damage, or other loss caused by or related to the valve. Additionally, failure to follow the warnings and instructions contained herein will void any warranty applicable to the valve.

After expiration of the period specified in Article 11 of Directive 85/374/EEC (valid and applicable also to customers not belonging to the European Community), the manufacturer shall not be liable for direct or indirect damage to individuals and/or things. It is likely that the valve and/or its seals were damaged, even if the damage is not visible, if it has been exposed to salt water, a hurricane, a storm, or other extreme weather conditions. moreover, if the valve was completely or partially submerged in or exposed to various debris (such as mud, foliage, sea water, or other debris caused by a storm). In this situation, the Valve needs to be taken out right away, destroyed, and replaced.



USER MANUAL INSTRUCTION

S-SCG-288.6
ISSUE STATUS: A
DATE: 22/07/2025
NO. P250280
B25031

Management of replaced valves

A valve must be destroyed in a way that makes it unusable whenever it is replaced, whether it is due to malfunctioning, damage that cannot be fixed, or the end of its service life. As example, the input thread connection needs to be

damaged, rendering the threads unusable. Following that, the Valve must be disposed of in compliance with any applicable local, state, federal, or other laws. In addition to encouraging the reuse and/or recycling of the materials it is made of, the owner of the valve must take note of this and take into consideration that proper separate waste collection, for a subsequent recycling, treatment, and proper disposal of the valve contributes to the safeguarding of the environment and avoids negative effects on health.

Any relevant federal, state, and/or municipal statutes or other restrictions that specify the owner's exposure to fines and penalties will apply if Valves and/or their packaging are disposed of improperly or unlawfully.

<p>IMPORTANT INFORMATION FOR THE END USER:</p>	<ul style="list-style-type: none">• Gas leaks can cause fire or explosion. If you smell gas:<ul style="list-style-type: none">- Do not use telephones or electrical devices.- Do not turn on household appliances.- Use your neighbor's phone to contact the supplier immediately.- If you are unable to contact the supplier, contact the fire department.
---	--